

Zabawy logopedyczne

Agnieszka Bala

2020


Powtórz sylaby. Czytaj kolejno, od lewej do prawej strony.

LA LO LU LÓ LE LI




Połącz pestkę z arbuzem.


LA




LO



LU



LÓ



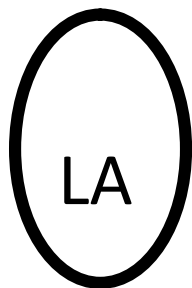
LE



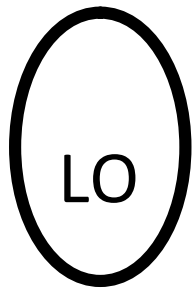
LI




LA



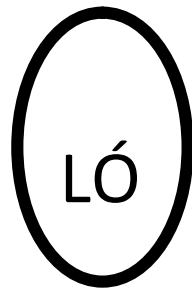
LO



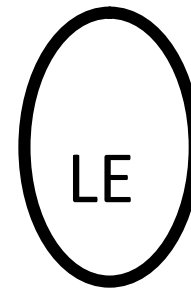
LU



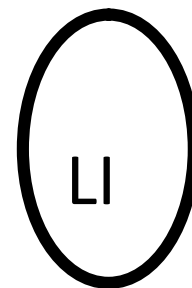
LÓ



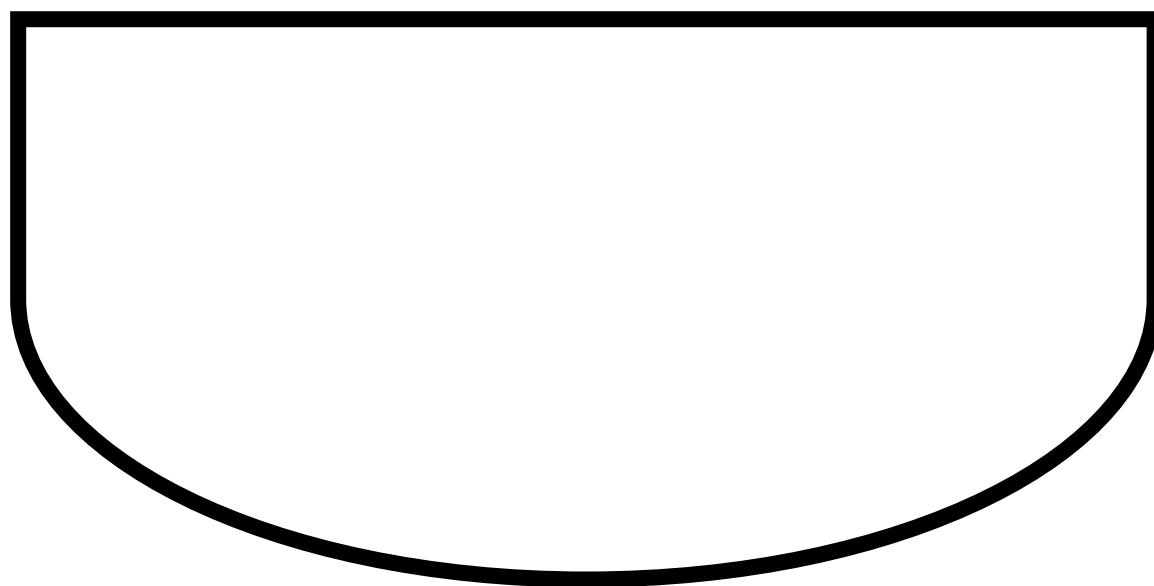
LE



LI





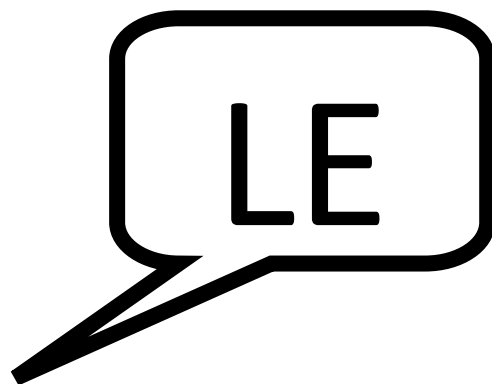


Narysuj według wzoru.





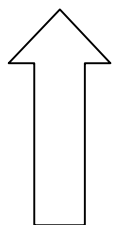

Gdzie jest arbuż?



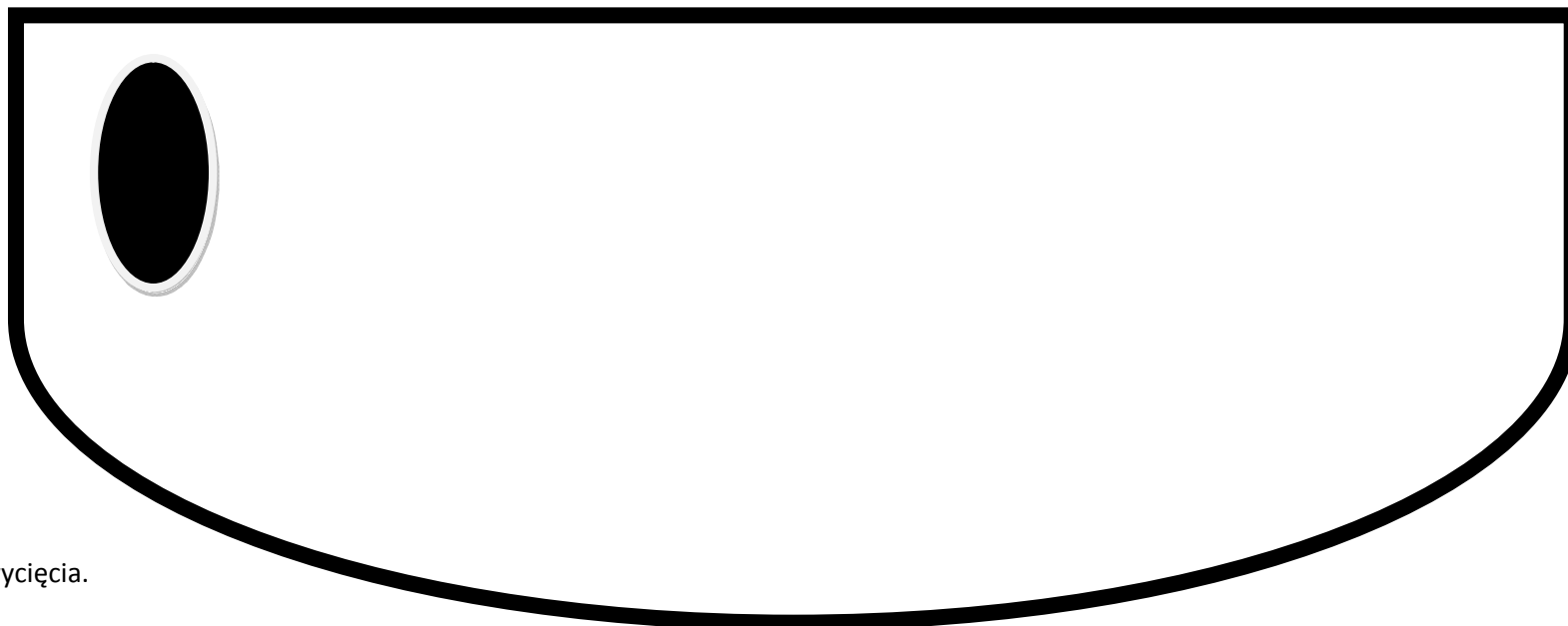
Wytnij dymki. Dokładaj dymek do kawałka arbuza. Powtarzaj lub czytaj sylabę.




Ćwicz buzię. Unieś język za górne zęby, następnie opuść za dolne. Ćwicz kilkakrotnie.




Weź słomkę. Przyłóż ją do pestki. Wciągnij powietrze i przełóż pestkę na kawałek arbuza. Ćwicz kilkakrotnie.



Pestki do wycięcia.



Czytaj sylaby.



LA

LO

LU

LE

LI

LÓ